



YANMAR

MIDI EXCAVATOR

B7 SIGMA-6



Operating weight

8,200 kg

Engine

4TNV98C-WBV2

Digging force (arm)

40,6 kN

Digging force (bucket)

56,9 kN

A BREAKTHROUGH IN THE CONCEPT OF

**COMPACTNESS**

The B7 Sigma-6 is the most compact excavator in the 8-10 tons with a complete swing radius of 1320 mm, which is 34% less than comparable machines with articulated boom. It offers the possibility to the operator to turn 360° in a traffic lane of 2,7 meter wide.

**UNIQUE BOOM CONCEPT**

The Yanmar Sigma Boom is a three piece offset boom which offers the smallest turning radius, an increased lifting performance, and an optimal visibility on the working zone for the operator.

**POWERFUL YANMAR ENGINE**

The B7 Sigma-6 uses the newest version (Y-Harmonizer) of the Yanmar TNV engines. It is a Yanmar 4-cylinder engine with direct injection and common rail system. This engine is also equipped with a cooled EGR and a DPF, which allow the machine to exceed EU emission regulations and to meet already the next EU Stage V level.

**BEST COMPONENTS**

Developed in Japan with renowned components for top quality. Design and performance of the components are made for heavy-duty job sites and long service life.

**EASE OF MAINTENANCE**

Simple maintenance structure for fast and easy access to all components. Facilitated daily checks.



THE ULTRA TIGHT TURNING EXCAVATORS



CABIN

The last generation of the B7 Sigma-6 received a lot of attention for the development of the operator station with radical changes. Yanmar developed a new cabin with an increased space for the operator by 40%. The noise level was reduced by astonishing 7 dB(A).



EASY OPERATION

Ideally located, the control levers offer exceptional movement precision. Double adjustable proportional control of both auxiliary circuits.



HIGH PERFORMANCE

Efficiency beyond your ultra-tight turning machine. Features of a large excavator in a compact format to carry out heavy-duty jobs.



EXCELLENT STABILITY

The robust X-frame design of the undercarriage, the patented VICTAS asymmetric crawlers, the special boom configuration provide the B7 Sigma-6 with an impressive level of stability especially on the side.





UNMATCHED COMPACTNESS

The B7 Sigma-6 is the most compact 8-ton excavator available on the market. At first the B7 Sigma-6 is a true Zero Tail Swing excavator, and therefore offers true peace of mind to the operators, especially in urban environment where space is limited.

Due to its special boom configuration, the B7 Sigma-6 offers also the smallest front turning radius of the industry with only 1320 mm. This is 35 to 40% less than comparable machines with monobloc boom, or two-piece boom. The B7 Sigma-6 is the ideal worktool for jobsites in densely populated areas and urban sites with limited space. Where most comparable machines need close to 4000 mm to swing 360°, the B7 Sigma-6 rotates within a traffic lane of less than 2,7 meter wide.

This outstanding feature has three major merits:

- Increasing the efficiency and productivity of the machine.
- Having a lower impact on traffic congestion.
- Improved safety for the operator.



When working at boom offset in narrow trenches, the second part of the boom does not strike the left-hand shoring plate, as tends to occur with traditional excavators.



UNIQUE BOOM CONCEPT

Yanmar developed for the B7-6 a unique boom concept. It offers a three piece offset boom, made out of high tensile steel, which is 1,5 times stronger than normal steel.

The Sigma boom has several big advantages due to the specific cinematic, it offers the best dumping height and digging depth in its class, combined with extraordinary digging depth.


VISIBILITY

The Sigma boom offers at the same time the best visibility on the attachment and the working area of the industry. This reduces greatly the stress for the operator and improves at the same time safety and productivity.

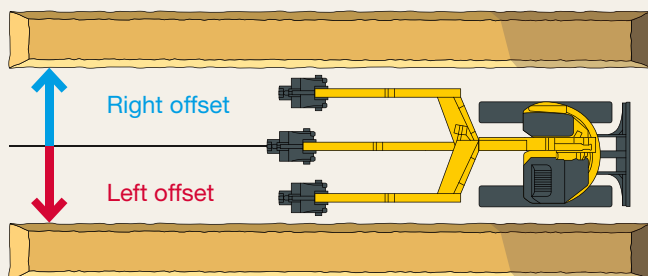


FLEXIBILITY

The dipperstick and attachment can even get under an obstacle, because of the flexibility of the cinematic.



Trench digging on right



Trench digging on left



PRODUCTIVITY

The second articulation of the boom provides the offset on lateral movement of the workgroup and attachment without rotation of the upper frame. This offers enormous gain in productivity and visibility for the operator.



MAXIMUM STABILITY AND EXCEPTIONAL LIFTING STRENGTH

The B7 Sigma-6 has an exceptional stability due to its unique boom design, since the pivot point of the boom is located close to the center of gravity of the machine. Therefore, the B7-6 is the optimal tool to lift and place loads.

Furthermore, the B7-6 is equipped with the patented VICTAS system. This unique track system proposing an offset rolling path enables the excavator to lift loads with increased performance while having the most compact size in its class.



UNIQUE UNDERCARRIAGE

The X-shaped, box-section structure of the undercarriage provides excellent resistance to torsional bending. The frame is designed for maximum durability.

The VICTAS system, patented by Yanmar, offers additional advantages like an increased tracking through the use of an asymmetric pattern, which reduces vibration, noise level and therefore operator comfort. The increased support surface reduces track degradation and improves service life.



POWERFUL YANMAR ENGINE

The B7 Sigma-6 benefits from the most advanced technology of the leading manufacturer of industrial diesel engines. The 56,9 HP TNV engine is equipped with direct injection to create clean burning power. It has fully-electronic control to provide the B7 Sigma-6 with total intelligent engine control. The engine is also equipped with a common rail system to allow fine-tuned electronic control of fuel injection.

ELECTRICAL CONTROL SYSTEM EGR AND DPF

The Yanmar engine is already fully compliant with EU Stage V requirement, meaning that our engine has cleaner emission than required today. This is achieved through two additional features.

The first is the cooled EGR (Exhaust Gas Recirculation) which reduces drastically the nitrogen oxides (NOx).

The second is the DPF (Diesel Particulate Filter) to clean up exhaust emissions (PM). Yanmar has successfully developed an exclusive regeneration system in order to combat clogging and cleaning down-time.



**STAGE 5
READY**



HYDRAULICS

VIPPS HYDRAULIC CIRCUIT (VIO PROGRESSIVE 3 PUMP SYSTEM)

The B7 Sigma-6 is equipped with a hydraulic circuit with aggregated power regulation equipped with three variable flow piston pumps and a multiple combination directional control valve. Pumps engage automatically depending on the operation being performed, providing greater ease of use for the operator. On one hand, the combination of the pump flows can increase the work speed and on the other hand, the system allows smooth and simultaneous performance of all the operations, even while travel.



EASY OPERATION

ADJUSTABLE PROPORTIONAL CONTROL OF THE AUXILIARY CIRCUITS

The B7 Sigma-6 is standard equipped with two auxiliary hydraulic circuits. Both are operated via a proportional control located on the joystick which adapts the flow and the direction of the oil flow. Additionally, each circuit has an easy-to-operate potentiometer to adjust the oil flow to the optimal requirement for each and every attachment.



OPERATOR STATION

SPACIOUS AND COMFORTABLE CAB

Yanmar has been paying a lot of attention to the operator station with this ultimate version of the B7 Sigma-6. We have considerably increased the space inside the cabin by increasing the width and the length of the cabin. As a result the cabin offers 40% more space to the operator for an improved comfort.


COMFORTABLE ADJUSTABLE SEAT

The interior of the cabin has been completely redesigned and developed with a lot of care, bearing in mind that the operator comfort has a direct impact on his productivity.

The seating position has numerous possibilities of adjustments. The air suspension seat is standard and can be adjusted alone or simultaneously with the consoles like in big excavators. This allows the operator to find his optimal working position.

SILENT CABIN

The Yanmar engineers have put a lot of emphasis on innovative ways to reduce the noise level. They succeeded in reducing the noise level by an astonishing 7 dB(A) to bring it down to 73 dB(A). This investment has a huge impact on the comfort level of the operator.



DIGITAL INTERFACE

The B7 Sigma-6 is equipped with the newest digital interface that informs the operator in real time about the status of his machine. Perfectly integrated into the right-hand console, the 3.3" screen provides excellent visibility.

The interface provides the customer with useful information through LED lamps, or indications about important elements like fuel consumption, fuel gauge, coolant temperature gauge, etc...

The interface assists also the customer for maintenance intervals and to program such interventions.

The interface works also as a diagnostic tool in case of malfunction by sending an error code and an information icon on the display.

The machine is also provided with an economy mode, and the auto-idle function as standard equipment.

IMPROVED AIR CONDITIONING

The B7 Sigma-6 air conditioning performance has been greatly improved through increase of the cooling performance of the unit, and increase of the ventilation performance. The cooled air distribution and circulation in the cabin has been revised and improved through the optimal location of six vents. The defrost function ensures perfect demisting of the cabin.

These changes improve greatly the operator comfort, especially in hot weather conditions.

ALL-AROUND VISIBILITY

The B7 Sigma-6 design provides an ergonomic environment, excellent visibility and exceptional safety. The shape of the cabin provides the operator with an optimal 360° visibility in order to improve the safety on the jobsite and to make work more efficient.

The B7 Sigma-6 is equipped with five mirrors to help the operator control the work area without moving from his seat.





SAFETY

The structure of the B7 Sigma-6 cabin has been designed to meet the ROPS (Roll-Over Protective Structure) certification as well as the FOPS (Falling Object Protective Structure) level 1. The FOPS level 2 protective structure is optionally available as well as a front guard.

LED LIGHTING: EFFICIENCY AND LOW CONSUMPTION

In order to work safely, efficiently and with accuracy in the darkness, the B7 Sigma-6 comes standard with 3 LED lights, one positioned on the inner part of the boom, and two at the front of the cabin. The LED technology provides a powerful light while reducing energy consumption and this increases the service life of the battery. An optional beacon and additional LED rear light can be added.

RELIABILITY

The structure of the undercarriage, as well as the steel covers provide an optimal protection and longer service life. All hoses are protected with abrasion-resistant sleeves. Furthermore, a lot of care has been paid to the hose routing on the working equipment, and all hoses are covered with steel plates. These measures enhance the service life and reduces downtime of the machine. The blade and the boom cylinder are also fully protected by steel plates.

LONG SERVICE INTERVALS


Yanmar excavators are designed for working and therefore we increase the service intervals.

For our DPF (Diesel Particulate Filter) the DOC (Diesel Oxidation Catalyst) is maintenance free, and the SF (Soot Filter) needs only to be cleaned every 3000 hours, which reduces downtime.



BEST COMPONENTS

All B7 Sigma-6 components were designed in order to make it reliable, durable and capable of performing demanding work.






MAINTENANCE

EASY ACCESS

Daily maintenance has to be performed easily. There is one easy to open engine bonnet and the right-hand side cover is mounted on one hinge to open easily. This gives an access to all major elements: air filter, A/C compressor, radiator, refuelling pump, battery, fuel tank, hydraulic oil tank alternator, engine oil dipstick, water separator, coolant level, etc...

The fuses and relays are located under the seat and are easy accessible.





EQUIPMENT

> STANDARD EQUIPMENT

Engine

- 4TNV98C-WBV2 Yanmar diesel
- Meets Stage IIIB and Tier 4 standards
- Particle filter
- Auto-Idle System (auto deceleration)
- Eco mode

+

Hydraulic system

- Proportional 3rd hydraulic circuit lines to boom end on right joystick
- Proportional 4th hydraulic circuit lines to boom end on left joystick
- 2 potentiometers on 3rd and 4th circuit to regulate oil flow
- Automatic 2nd speed

+

Cabin

- LCD interface
- Cabin ROPS FOPS 1
- Comfort seat with pneumatic suspension
- Adjustable wrist supports

- Foot rests
- Sliding double right side window
- Transparent upper front part
- Air conditioning
- Radio with USB connection
- 2 x 12V outlets
- Wide travel pedals
- Windshield with two fully retractable parts
- Windshield washer
- Storage boxes
- Secure document storage
- Cup holder

+

Undercarriage

- VICTAS Crawlers

+

Safety

- Handrails
- Seat belt with retractor
- Evacuation hammer
- Anchor points
- 5 mirrors Horn
- Travel alarm

Lighting

- 2 LED working lights on cabin

+

Miscellaneous

- Electric refuelling pump
- Operator's manual
- Spare parts manual
- Grease pump
- Tool box

OPTIONAL EQUIPMENT

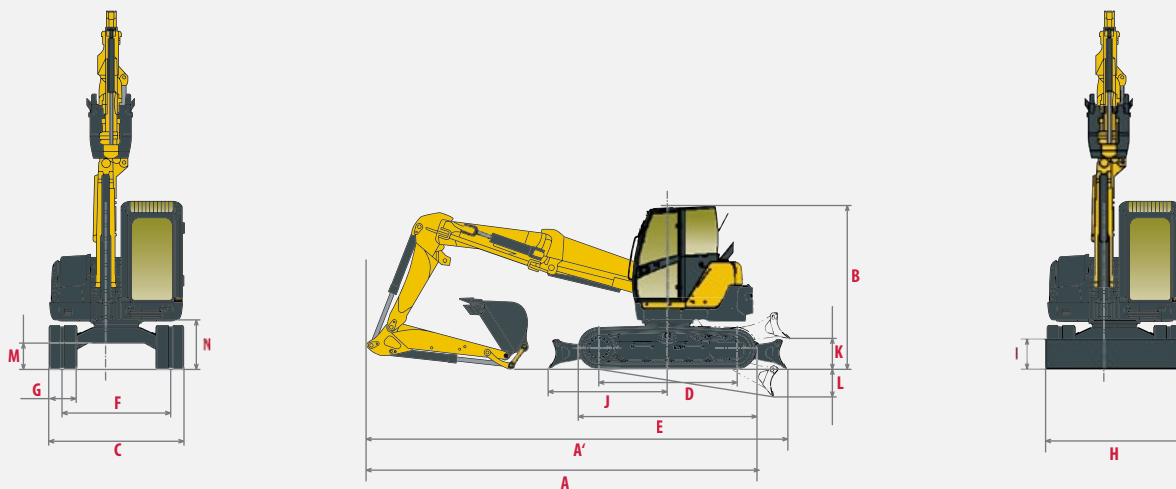
Special paint | Bio oil | Additional counterweight | Proportional 3rd and 4th circuit's lines until arm end | ½ circuit | Push-pull on 3rd and 4th circuits | Line high pressure for hydraulic quick coupler | Anti-theft device (key / keyboard) | Skai coat for fabric seat | 1 LED working lights on cabin behind | 1 LED flashing rotary fixed on cabin | Beacon light with magnetic base | FOPS 2 Protection bars on cab roof + front bars | Kit bolted pads, durable reinforced and cut resistant rubber

ACCESSORIES

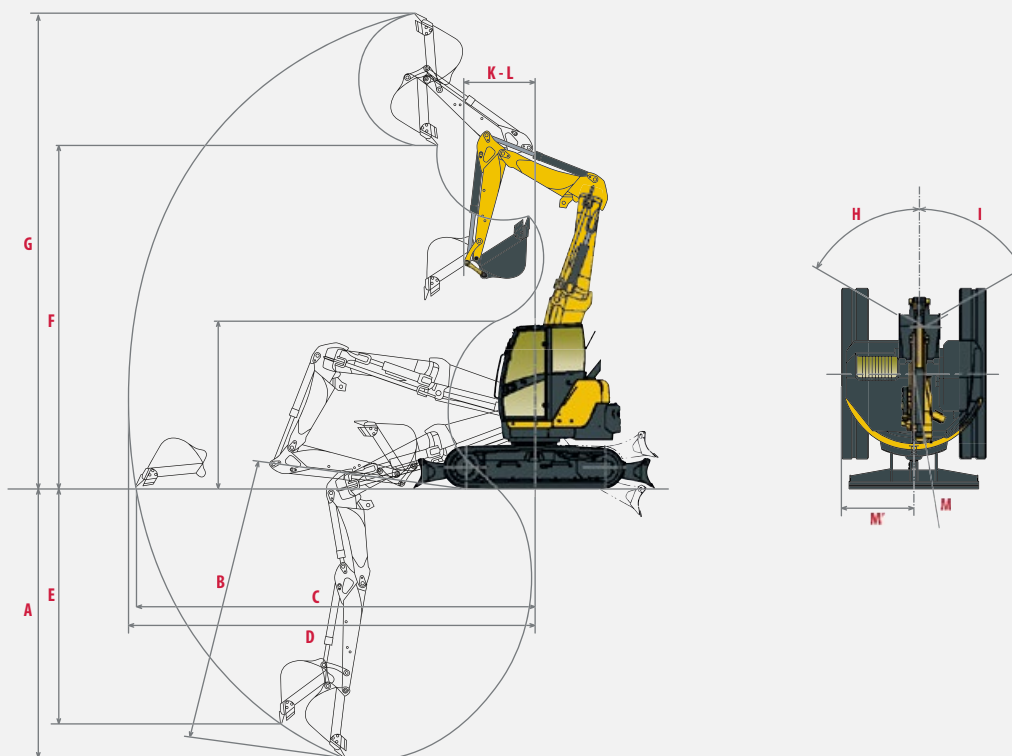
Yanmar gives you the accessories that fit your needs and match the safety standards in force in your country: mechanical quick coupler, hydraulic quick coupler, ditching buckets, swinging buckets, backhoe bucket, hydraulic hammer...



DIMENSIONS



A » Overall length	5 850 mm	H » Overall blade width	2 270 mm
A' » Overall length with blade at the back	6 200 mm	I » Overall blade height	435 mm
B » Overall height	2 680 mm	J » Blade distance	2 030 mm
C » Overall width	2 270 mm	K » Max. lifting height above the ground	440 mm
D » Length of track on ground	2 290 mm	L » Max. lowering depth from the ground	380 mm
E » Undercarriage length	2 890 mm	M » Minimum ground clearance	390 mm
F » Lane	1 870 mm	N » Ground clearance under counterweight	700 mm
G » Track width	450 mm		

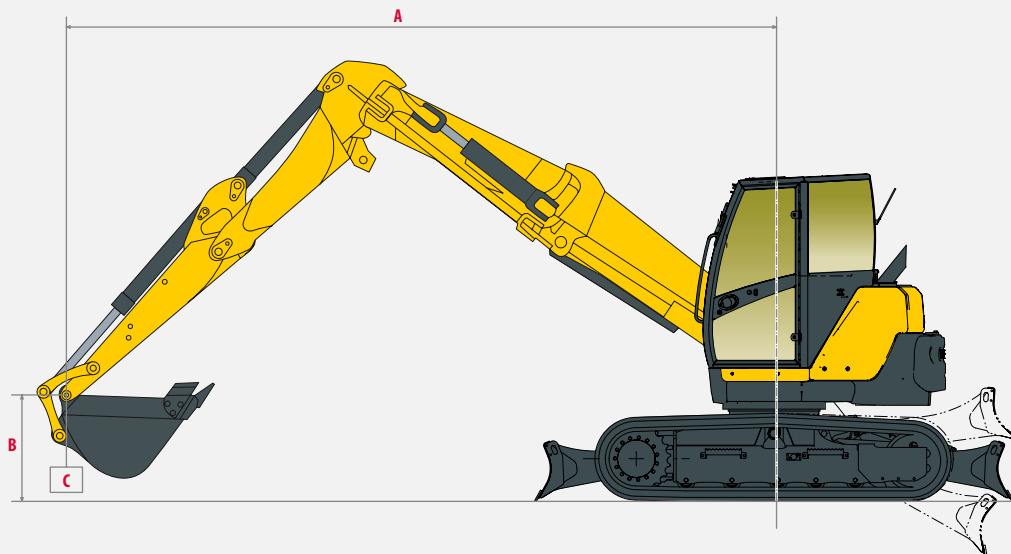


A » Max. digging depth - Blade lifted	4 180 mm	H » Boom offset base to left	1 060 mm
B » Max. digging depth - Blade lowered	4 450 mm	I » Boom offset base to right	870 mm
C » Max. digging reach on ground	6 370 mm	J » Arm length	1 680 mm
D » Max. digging reach	6 520 mm	K » Front minimum turning radius	1 320 mm
E » Max vertical wall	3 690 mm	M » Rear swing radius	1 139 mm
F » Max. unloading height	5 540 mm	M' » Rear swing radius with additional counterweight	1 360 mm
G » Max. cutting height	7 530 mm		

■ Subject to technical modifications. Dimensions in mm with specific Yanmar bucket.



LIFTING FORCE



Tipping load, rating over front



Tipping load, rating over side 90°

Standard counterweight, standard arm																				
Blade on ground										Blade above ground										
A	Max.	5 m		4 m		3 m		2 m		Max.	5 m		4 m		3 m		2 m			
B																				
6 m	2 840	2 840	-	-	-	-	2 835	2 835	-	-	2 840	2 840	-	-	-	-	2 835	2 835	-	-
5 m	2 425	2 425	-	-	2 460	2 460	2 680	2 680	-	-	2 425	2 425	-	-	2 460	2 460	2 680	2 680	-	-
4 m	1 315	2 170	-	-	2 080	2 390	2 920	2 920	-	-	1 300	1 390	-	-	2 040	2 390	2 920	2 920	-	-
3 m	1 065	2 080	1 195	2 170	1 795	2 580	3 245	3 245	-	-	1 075	1 140	1 210	1 280	1 795	1 945	3 245	3 245	-	-
2 m	970	2 065	1 140	2 250	1 650	2 740	2 520	3 740	-	-	950	1 035	1 135	1 230	1 660	1 785	2 540	2 805	-	-
1 m	905	2 040	1 070	2 295	1 490	2 890	2 195	3 805	-	-	905	960	1 065	1 140	1 500	1 600	2 260	2 470	-	-
0 m	925	2 020	1 020	2 255	1 395	2 885	2 090	3 680	-	-	910	965	1 010	1 070	1 385	1 520	2 055	2 335	-	-
-1 m	-	-	985	1 950	1 325	2 620	2 000	3 250	3 665	3 665	-	-	975	1 100	1 330	1 495	1 985	2 255	3 665	3 665
-2 m	1 225	1 785	-	-	1 350	2 075	2 050	2 645	3 060	3 060	1 190	1 265	-	-	1 365	1 450	1 995	2 205	3 060	3 060
-3 m	1 275	1 275	-	-	-	-	1 305	1 305	-	-	1 275	1 275	-	-	-	-	1 305	1 305	-	-

Additional counterweight, standard arm																				
Blade on ground										Blade above ground										
A	Max.	5 m		4 m		3 m		2 m		Max.	5 m		4 m		3 m		2 m			
B																				
6 m	2 840	2 840	-	-	-	-	2 835	2 835	-	-	2 840	2 840	-	-	-	-	2 835	2 835	-	-
5 m	2 425	2 425	-	-	2 460	2 460	2 680	2 680	-	-	2 425	2 425	-	-	2 460	2 460	2 680	2 680	-	-
4 m	1 490	2 170	-	-	2 305	2 390	2 920	2 920	-	-	1 450	1 575	-	-	2 270	2 390	2 920	2 920	-	-
3 m	1 225	2 080	1 360	2 170	2 020	2 580	3 245	3 245	-	-	1 235	1 305	1 380	1 455	2 025	2 180	3 245	3 245	-	-
2 m	1 120	2 065	1 310	2 250	1 880	2 740	2 875	3 740	-	-	1 100	1 190	1 305	1 405	1 885	2 020	2 890	3 160	-	-
1 m	1 055	2 040	1 240	2 295	1 720	2 890	2 550	3 805	-	-	1 055	1 110	1 235	1 315	1 730	1 835	2 610	2 830	-	-
0 m	1 080	2 020	1 190	2 255	1 625	2 885	2 440	3 680	-	-	1 065	1 125	1 180	1 250	1 615	1 750	2 405	2 695	-	-
-1 m	-	-	1 150	1 950	1 550	2 620	2 350	3 250	3 665	3 665	-	-	1 145	1 270	1 560	1 730	2 335	2 610	3 665	3 665
-2 m	1 425	1 785	-	-	1 580	2 075	2 400	2 645	3 060	3 060	1 390	1 470	-	-	1 595	1 685	2 345	2 565	3 060	3 060
-3 m	1 275	1 275	-	-	-	-	1 305	1 305	-	-	1 275	1 275	-	-	-	-	1 305	1 305	-	-

The data in this table represents the lifting capacity in accordance with ISO 10567. They do not include the weight of the bucket and correspond to 75% of the maximum static tipping load or 87% of the hydraulic lifting capacity. Data marked with * are the hydraulic limits of the lifting force.



SPECIFICATIONS



WEIGHT +/- 2% (CE STANDARDS)

	Weight	Ground pressure
Operating weight (rubber tracks)	8,200 kg	0,365 kg/cm ²
Transport weight (rubber tracks)	8,125 kg	0,361 kg/cm ²
With steel tracks	8,180 kg	0,366 kg/cm ²
With additional counterweight	+ 400 kg	0,382 kg/cm ²
With FOPS II protection	+ 100 kg	0,369 kg/cm ²



ENGINE

Type	4TNV98C-WBV2
Fuel	Diesel
Net Power	39,3 kW (at 1900 rpm)
Gross Power	41,4 kW (at 1900 rpm)
Displacement	3,318 liter
Maximum torque	229 ~ 241 N.m
Cooling	Liquid
Starter	3 kW
Battery	12V - 92 Ah
Alternator	12V - 80 A



HYDRAULIC SYSTEM

Maximum pressure	255 bar
1 double piston pump with variable flow	70,3 l/min
1 gear pump	59,8 l/min
1 gear pump for pilot line	19 l/min

PTO	Theoretical data at 1900 rpm	
	Pressure	Pressure
	1,5 bar	125 l/min
	250 bar	18,3 l/min



Oil flow decreases as the pressure increases



PERFORMANCE

Travel speed	2,7 / 4,8 km/h (2,5 / 4,5 km/h with steel tracks)
Rotation speed	10 rpm
Digging force (arm)	40.6 kN
Digging force (bucket)	56.9 kN
Traction force	72.6 kN
Gradability	25°
Noise level (2000/14/CE & 2005/88/CE)	73 dB(A) (LpA) / 97 dB(A) (LwA)



UNDERCARRIAGE

Number of top rollers	1
Number of bottom rollers	5
Track tensioning system	Using grease pump



CAPACITIES

Fuel tank	115 l
Coolant	9 l
Engine oil	11,2 l
Hydraulic circuit	112 l
Hydraulic tank	60 l

MAINTENANCE FREQUENCY

Change engine oil and filter: **500 hours** | Change fuel filter: **500 hours** | Change hydraulic oil filter: **1000 hours** |
Change cooling fluid: **2000 hours** | Cleaning particle filter: **3000 hours** | Change particle filter: **9000 hours**



YANMAR



Non contractual pictures – Printed in France – The manufacturer reserves the right to modify the information in this catalogue without notice. For further information, please contact your authorized Yanmar Construction Equipment dealer.

Yanmar Construction Equipment Europe S.A.S.

25, rue de la Tambourine
52100 SAINT DIZIER – FRANCE
ycee-contact@yanmar.com

www.yanmarconstruction.eu