



DIECI



DEDALUS



32.6

28.7

28.9

30.7

30.9

PERFORMANCE					
Machine model	DEDALUS 32.6	DEDALUS 28.7	DEDALUS 30.7	DEDALUS 28.9	DEDALUS 30.9
Maximum capacity	3200 kg (7055 lb)	2800 kg (6173 lb)	3000 kg (6614 lb)	2800 kg (6173 lb)	3000 kg (6614 lb)
Maximum lifting height on wheels	6,00 m (20 ft)	6,35 m (21 ft)	6,35 m (21 ft)	8,70 m (29 ft)	8,70 m (29 ft)
Maximum horizontal extension on wheels	3,30 m (11 ft)	3,65 m (12 ft)	3,65 m (12 ft)	5,70 m (19 ft)	5,70 m (19 ft)
Fork swiveling angle	146°	146°	146°	146°	146°
Pull-out force	5700 daN (12814 lbf)	5700 daN (12814 lbf)	5700 daN (12814 lbf)	5700 daN (12814 lbf)	5700 daN (12814 lbf)
Towing force	5500 daN (12364 lbf)	5500 daN (12364 lbf)	5500 daN (12364 lbf)	5500 daN (12364 lbf)	5500 daN (12364 lbf)
Maximum climb angle	40%	40%	40%	40%	40%
Unladen weight	5900 kg (13007 lb)	6100 kg (13448 lb)	6100 kg (13448 lb)	6250 kg (13779 lb)	6250 kg (13779 lb)
Maximum speed	35 km/h (21,7 mph)	35 km/h (21,7 mph)	35 km/h (21,7 mph)	35 km/h (21,7 mph)	35 km/h (21,7 mph)
BOOM					
Machine model	DEDALUS 32.6	DEDALUS 28.7	DEDALUS 30.7	DEDALUS 28.9	DEDALUS 30.9
Lifting	5,9 s	7,4 s	7,4 s	9,0 s	9,0 s
Getting off the basket	3,1 s	3,9 s	3,9 s	4,7 s	4,7 s
Extension	4,9 s	5,7 s	5,7 s	5,2 s	5,2 s
Retraction	2,7 s	3,2 s	3,2 s	2,9 s	2,9 s
Forward swiveling	2,5 s	3,2 s	3,2 s	3,2 s	3,2 s
Reverse swiveling	1,6 s	2,1 s	2,1 s	1,7 s	1,7 s
ENGINE					
Machine model	DEDALUS 32.6	DEDALUS 28.7	DEDALUS 30.7	DEDALUS 28.9	DEDALUS 30.9
Brand	Kubota	Kubota	Kubota	Kubota	Kubota
Nominal power	73,4 kW (98 HP)	73,4 kW (98 HP)	73,4 kW (98 HP)	73,4 kW (98 HP)	73,4 kW (98 HP)
@rpm	2600 rpm	2600 rpm	2600 rpm	2600 rpm	2600 rpm
Operation	4-stroke	4-stroke	4-stroke	4-stroke	4-stroke
Injection	Electronic, Common Rail	Electronic, Common Rail	Electronic, Common Rail	Electronic, Common Rail	Electronic, Common Rail
Number and arrangement of cylinders	4, Vertical in line	4, Vertical in line	4, Vertical in line	4, Vertical in line	4, Vertical in line
Displacement	3769 cm ³ (230 in ³)	3769 cm ³ (230 in ³)	3769 cm ³ (230 in ³)	3769 cm ³ (230 in ³)	3769 cm ³ (230 in ³)
Consumption	231 g/kWh (380 lb/Hp h)	231 g/kWh (380 lb/Hp h)	231 g/kWh (380 lb/Hp h)	231 g/kWh (380 lb/Hp h)	231 g/kWh (380 lb/Hp h)
@rpm	2600 rpm	2600 rpm	2600 rpm	2600 rpm	2600 rpm
Emission standards	Stage IIIB/Tier 4i	Stage IIIB/Tier 4i	Stage IIIB/Tier 4i	Stage IIIB/Tier 4i	Stage IIIB/Tier 4i
Exhaust gas treatment	Particulate filter (DPF)	Particulate filter (DPF)	Particulate filter (DPF)	Particulate filter (DPF)	Particulate filter (DPF)
Cooling system	Liquid	Liquid	Liquid	Liquid	Liquid
Intake	Turbo compressor	Turbo compressor	Turbo compressor	Turbo compressor	Turbo compressor
DIFFERENTIAL AXLES					
Machine model	DEDALUS 32.6	DEDALUS 28.7	DEDALUS 30.7	DEDALUS 28.9	DEDALUS 30.9
Axles type	2 steering, with 4 planetary reduction gears	2 steering, with 4 planetary reduction gears	2 steering, with 4 planetary reduction gears	2 steering, with 4 planetary reduction gears	2 steering, with 4 planetary reduction gears
Type of steering	4 wheels / transversal / 2 wheels	4 wheels / transversal / 2 wheels	4 wheels / transversal / 2 wheels	4 wheels / transversal / 2 wheels	4 wheels / transversal / 2 wheels
Front axle	Rigid	Rigid	Rigid	Rigid	Rigid
Rear axle	Swinging	Swinging	Swinging	Swinging	Swinging
Service braking	For OPERATING MACHINE approval: Oil bath with servo brake on front axle; For TRACTOR approval: Oil bath with servo brake on front and rear axle with double hydraulic system	For OPERATING MACHINE approval: Oil bath with servo brake on front axle; For TRACTOR approval: Oil bath with servo brake on front and rear axle with double hydraulic system	For OPERATING MACHINE approval: Oil bath with servo brake on front axle; For TRACTOR approval: Oil bath with servo brake on front and rear axle with double hydraulic system	For OPERATING MACHINE approval: Oil bath with servo brake on front axle; For TRACTOR approval: Oil bath with servo brake on front and rear axle with double hydraulic system	For OPERATING MACHINE approval: Oil bath with servo brake on front axle; For TRACTOR approval: Oil bath with servo brake on front and rear axle with double hydraulic system
Parking braking	Negative actuation with electrical control	Negative actuation with electrical control	Negative actuation with electrical control	Negative actuation with electrical control	Negative actuation with electrical control
HYDRAULIC SYSTEM					
Machine model	DEDALUS 32.6	DEDALUS 28.7	DEDALUS 30.7	DEDALUS 28.9	DEDALUS 30.9
Hydraulic pump type	Gear pump for power steering and movements	Gear pump for power steering and movements	Gear pump for power steering and movements	Gear pump for power steering and movements	Gear pump for power steering and movements
Hydraulic pump capacity	115 L/min (30,4 gal/min)	115 L/min (30,4 gal/min)	115 L/min (30,4 gal/min)	115 L/min (30,4 gal/min)	115 L/min (30,4 gal/min)
Max. operating pressure	24,5 MPa (3553 psi)	24,5 MPa (3553 psi)	24,5 MPa (3553 psi)	24,5 MPa (3553 psi)	24,5 MPa (3553 psi)
Distributor control	4in1 proportional Joystick	4in1 proportional Joystick	4in1 proportional Joystick	4in1 proportional Joystick	4in1 proportional Joystick
REFUELING					
Machine model	DEDALUS 32.6	DEDALUS 28.7	DEDALUS 30.7	DEDALUS 28.9	DEDALUS 30.9
Hydraulic system (total)	130,0 L (34,34 gal)	140,0 L (36,98 gal)	140,0 L (36,98 gal)	140,0 L (36,98 gal)	140,0 L (36,98 gal)
Diesel tank	100,0 L (26,42 gal)	100,0 L (26,42 gal)	100,0 L (26,42 gal)	100,0 L (26,42 gal)	100,0 L (26,42 gal)

TRANSMISSION

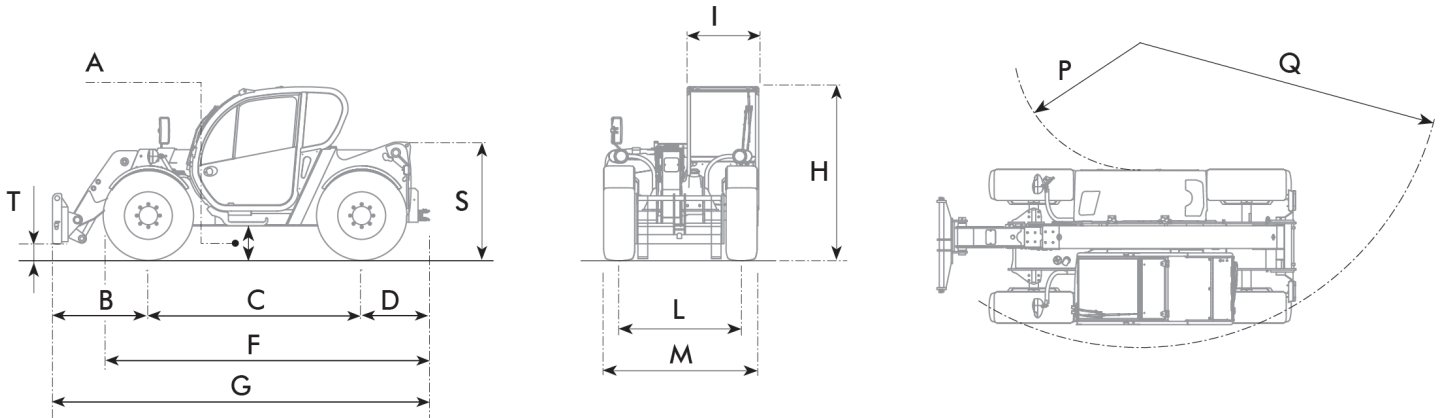
Machine model	DEDALUS 32.6	DEDALUS 28.7	DEDALUS 30.7	DEDALUS 28.9	DEDALUS 30.9
Transmission type	Hydrostatic with variable flow pump	Hydrostatic with variable flow pump	Hydrostatic with variable flow pump	Hydrostatic with variable flow pump	Hydrostatic with variable flow pump
Hydraulic motor	Hydrostatic with continuous automatic adjustment	Hydrostatic with continuous automatic adjustment	Hydrostatic with continuous automatic adjustment	Hydrostatic with continuous automatic adjustment	Hydrostatic with continuous automatic adjustment
Reversal	Electro-Hydraulic	Electro-Hydraulic	Electro-Hydraulic	Electro-Hydraulic	Electro-Hydraulic
Inching	With hydraulic pedal for controlled forward movement	With hydraulic pedal for controlled forward movement	With hydraulic pedal for controlled forward movement	With hydraulic pedal for controlled forward movement	With hydraulic pedal for controlled forward movement
Transmission gearbox	Servocontrolled 2-speed	Servocontrolled 2-speed	Servocontrolled 2-speed	Servocontrolled 2-speed	Servocontrolled 2-speed

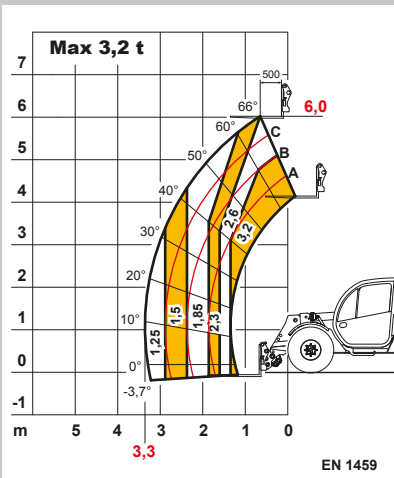
TIRES

Machine model	DEDALUS 32.6	DEDALUS 28.7	DEDALUS 30.7	DEDALUS 28.9	DEDALUS 30.9
Standard tires	12.5x18"	12.5x18"	400/70x20"	12.5x18"	400/70x20"
Optional tires	400/70x20"; 400/70x24"	400/70x20"; 400/70x24"	400/70x24"	400/70x20"; 400/70x24"	400/70x24"

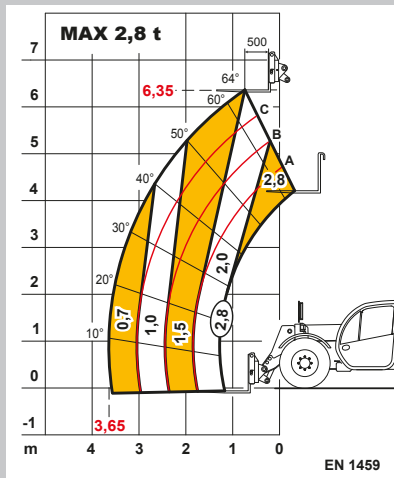
DIMENSIONS

Machine model	DEDALUS 32.6	DEDALUS 28.7	DEDALUS 30.7	DEDALUS 28.9	DEDALUS 30.9
A	400 mm (15,7 in)	400 mm (15,7 in)	400 mm (15,7 in)	400 mm (15,7 in)	400 mm (15,7 in)
B	1195 mm (47 in)	1315 mm (51,8 in)	1315 mm (51,8 in)	1232 mm (48,5 in)	1232 mm (48,5 in)
C	2600 mm (102,4 in)	2800 mm (110,2 in)	2800 mm (110,2 in)	2800 mm (110,2 in)	2800 mm (110,2 in)
D	700 mm (27,6 in)	650 mm (25,6 in)	650 mm (25,6 in)	743 mm (29,3 in)	743 mm (29,3 in)
F	3840 mm (151,2 in)	3990 mm (157,1 in)	3990 mm (157,1 in)	4087 mm (160,9 in)	4087 mm (160,9 in)
G	4495 mm (177 in)	4765 mm (187,6 in)	4765 mm (187,6 in)	4775 mm (188 in)	4775 mm (188 in)
H	2240 mm (88,2 in)	2040 mm (80,3 in)	2040 mm (80,3 in)	2220 mm (87,4 in)	2220 mm (87,4 in)
I	940 mm (37 in)	940 mm (37 in)	940 mm (37 in)	940 mm (37 in)	940 mm (37 in)
L	1600 mm (63 in)	1600 mm (63 in)	1600 mm (63 in)	1600 mm (63 in)	1600 mm (63 in)
M	2000 mm (78,7 in)	2000 mm (78,7 in)	2000 mm (78,7 in)	2000 mm (78,7 in)	2000 mm (78,7 in)
P	1530 mm (60,2 in)	1670 mm (65,7 in)	1670 mm (65,7 in)	1670 mm (65,7 in)	1670 mm (65,7 in)
Q	3910 mm (153,9 in)	4000 mm (157,5 in)	4000 mm (157,5 in)	4000 mm (157,5 in)	4000 mm (157,5 in)
S	-	1544 mm (60,8 in)	1544 mm (60,8 in)	1540 mm (60,6 in)	1540 mm (60,6 in)
T	20 mm (0,8 in)	20 mm (0,8 in)	20 mm (0,8 in)	93 mm (3,7 in)	93 mm (3,7 in)

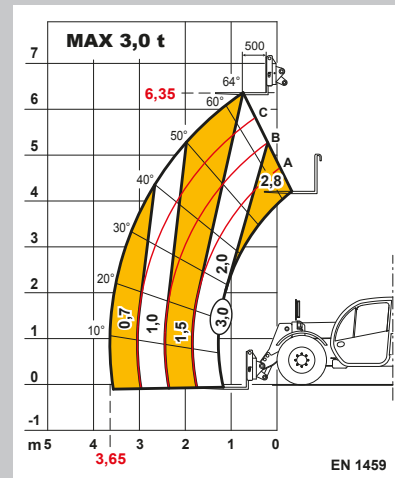




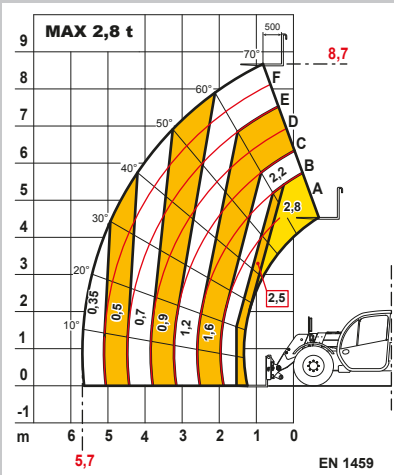
Dedalus 32.6



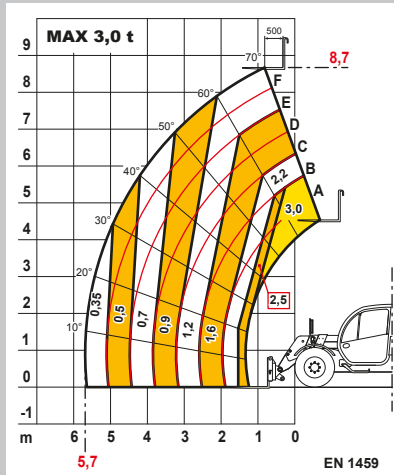
Dedalus 28.7



Dedalus 30.7



Dedalus 28.9



Dedalus 30.9