



# DIECI



**PEGASUS 360°**



40.25



50.19



50.21



60.16



45.30

PERFORMANCE					
Machine model	PEGASUS 40.25	PEGASUS 50.19	PEGASUS 50.21	PEGASUS 60.16	PEGASUS 45.30
Maximum capacity	4000 kg (8818 lb)	5000 kg (11023 lb)	5000 kg (11023 lb)	6000 kg (13228 lb)	4500 kg (9921 lb)
Maximum lifting height on outriggers	24,10 m (79 ft)	18,70 m (61 ft)	20,50 m (67 ft)	15,70 m (52 ft)	29,6 m (97 ft)
Maximum horizontal extension on outriggers	20,50 m (67 ft)	16,40 m (54 ft)	18,00 m (59 ft)	13,00 m (43 ft)	26,0 m (85 ft)
Fork swiveling angle	133°	133°	133°	133°	133°
Pull-out force	5700 daN (12814 lbf)	5700 daN (12814 lbf)	5700 daN (12814 lbf)	5700 daN (12814 lbf)	5700 daN (12814 lbf)
Towing force	9400 daN (21132 lbf)	9400 daN (21132 lbf)	9400 daN (21132 lbf)	9000 daN (20233 lbf)	10000 daN (22481 lbf)
Maximum climb angle	40%	40%	40%	40%	40%
Unladen weight	17500 kg (38581 lb)	16500 kg (36376 lb)	17540 kg (38669 lb)	16600 kg (36597 lb)	21000 kg (46297 lb)
Maximum speed	40 km/h (24,9 mph)	40 km/h (24,9 mph)	40 km/h (24,9 mph)	40 km/h (24,9 mph)	40 km/h (24,9 mph)
BOOM					
Machine model	PEGASUS 40.25	PEGASUS 50.19	PEGASUS 50.21	PEGASUS 60.16	PEGASUS 45.30
Lifting	21,9 s	21,9 s	21,9 s	24,8 s	14,5 s
Getting off the basket	13,8 s	13,8 s	13,8 s	16,5 s	9,5 s
Extension	44,4 s	27,8 s	31,2 s	24,7 s	29,0 s
Retraction	23,1 s	16,9 s	17,4 s	11,6 s	14,0 s
Forward swiveling	3,7 s	3,7 s	3,7 s	5,7 s	2,1 s
Reverse swiveling	2,3 s	2,3 s	2,3 s	2,5 s	1,3 s
ENGINE					
Machine model	PEGASUS 40.25	PEGASUS 50.19	PEGASUS 50.21	PEGASUS 60.16	PEGASUS 45.30
Brand	FPT	FPT	FPT	FPT	FPT
Nominal power	96 kW (129 HP)	96 kW (129 HP)	96 kW (129 HP)	96 kW (129 HP)	125 kW (168 HP)
@rpm	2200 rpm	2200 rpm	2200 rpm	2200 rpm	2200 rpm
Peak power	105 kW (141 HP)	105 kW (141 HP)	105 kW (141 HP)	105 kW (141 HP)	127 kW (170 HP)
@rpm	1900 rpm	1900 rpm	1900 rpm	1900 rpm	1900 rpm
Operation	4-stroke	4-stroke	4-stroke	4-stroke	4-stroke
Injection	Electronic, Common Rail	Electronic, Common Rail	Electronic, Common Rail	Electronic, Common Rail	Electronic, Common Rail
Number and arrangement of cylinders	4, Vertical in line	4, Vertical in line	4, Vertical in line	4, Vertical in line	4, Vertical in line
Displacement	4485 cm <sup>3</sup> (274 in <sup>3</sup> )	4485 cm <sup>3</sup> (274 in <sup>3</sup> )	4485 cm <sup>3</sup> (274 in <sup>3</sup> )	4485 cm <sup>3</sup> (274 in <sup>3</sup> )	4500 cm <sup>3</sup> (275 in <sup>3</sup> )
Consumption	208 g/kWh (342,16 lb/Hp h)	208 g/kWh (342,16 lb/Hp h)	208 g/kWh (342,16 lb/Hp h)	208 g/kWh (342,16 lb/Hp h)	280 g/kWh (460,6 lb/Hp h)
@rpm	1900 rpm	1900 rpm	1900 rpm	1900 rpm	1900 rpm
Emission standards	Stage IIIB/Tier 4i	Stage IIIB/Tier 4i	Stage IIIB/Tier 4i	Stage IIIB/Tier 4i	Stage IV/Tier 4f
Exhaust gas treatment	SCR (AdBlue)	SCR (AdBlue)	SCR (AdBlue)	SCR (AdBlue)	DOC+SCR (AdBlue)
Cooling system	Liquid	Liquid	Liquid	Liquid	Liquid
Intake	Turbo compressor 16 valve	Turbo compressor 16 valve	Turbo compressor 16 valve	Turbo compressor 16 valve	16-valve turbo compressor, aftercooler
DIFFERENTIAL AXLES					
Machine model	PEGASUS 40.25	PEGASUS 50.19	PEGASUS 50.21	PEGASUS 60.16	PEGASUS 45.30
Axles type	2 steering, with 4 planetary reduction gears	2 steering, with 4 planetary reduction gears	2 steering, with 4 planetary reduction gears	2 steering, with 4 planetary reduction gears	2 steering, with 4 planetary reduction gears
Type of steering	4 wheels / transversal / 2 wheels	4 wheels / transversal / 2 wheels	4 wheels / transversal / 2 wheels	4 wheels / transversal / 2 wheels	4 wheels / transversal / 2 wheels
Front axle	With transverse leveling device driven by the cab	With transverse leveling device driven by the cab	With transverse leveling device driven by the cab	With transverse leveling device driven by the cab	With transverse leveling device driven by the cab
Rear axle	Swinging	Swinging	Swinging	Swinging	Swinging
Service braking	Oil bath with servo brake on front and rear axle with double hydraulic system	Oil bath with servo brake on front and rear axle with double hydraulic system	Oil bath with servo brake on front and rear axle with double hydraulic system	Oil bath with servo brake on front and rear axle with double hydraulic system	Oil bath with servo brake on front and rear axle with double hydraulic system
Parking braking	Negative actuation with electrical control	Negative actuation with electrical control	Negative actuation with electrical control	Negative actuation with electrical control	Negative actuation with electrical control
TRANSMISSION					
Machine model	PEGASUS 40.25	PEGASUS 50.19	PEGASUS 50.21	PEGASUS 60.16	PEGASUS 45.30
Transmission type	Hydrostatic with variable flow pump	Hydrostatic with variable flow pump	Hydrostatic with variable flow pump	Hydrostatic with variable flow pump	Hydrostatic with continuous adjustment and electronic control
Hydraulic motor	Hydrostatic with continuous automatic adjustment	Hydrostatic with continuous automatic adjustment	Hydrostatic with continuous automatic adjustment	Hydrostatic with continuous automatic adjustment	Hydrostatic with continuous automatic adjustment
Reversal	Electrohydraulic	Electrohydraulic	Electrohydraulic	Electrohydraulic	Electrohydraulic
Inching	With inching pedal for controlled forward movement	With inching pedal for controlled forward movement	With inching pedal for controlled forward movement	With inching pedal for controlled forward movement	With electronic pedal for controlled forward movement
Transmission gearbox	Servocontrolled 2-speed	Servocontrolled 2-speed	Servocontrolled 2-speed	Servocontrolled 2-speed	Servocontrolled 2-speed

## HYDRAULIC SYSTEM

Machine model	PEGASUS 40.25	PEGASUS 50.19	PEGASUS 50.21	PEGASUS 60.16	PEGASUS 45.30
Hydraulic pump type	Gear pump for power steering and movements	Gear pump for power steering and movements	Gear pump for power steering and movements	Gear pump for power steering and movements	Variable displacement pump with Load Sensing for power steering and movements
Hydraulic pump capacity	135 L/min (35,7 gal/min)	135 L/min (35,7 gal/min)	135 L/min (35,7 gal/min)	135 L/min (35,7 gal/min)	290 L/min (76,6 gal/min)
Max. operating pressure	23,0 MPa (3336 psi)	23,0 MPa (3336 psi)	23,0 MPa (3336 psi)	23,0 MPa (3336 psi)	30,0 MPa (4351 psi)
Distributor control	Proportional 5in1 Joystick	Proportional 5in1 Joystick	Proportional 5in1 Joystick	Proportional 5in1 Joystick	Proportional 5in1 Joystick
Distributor type	Hydraulic in 5 sections with "Load Sensing" proportional electronic servo-control with "Flow Sharing", 5 simultaneous movements	Hydraulic in 5 sections with "Load Sensing" proportional electronic servo-control with "Flow Sharing", 5 simultaneous movements	Hydraulic in 5 sections with "Load Sensing" proportional electronic servo-control with "Flow Sharing", 5 simultaneous movements	Hydraulic in 5 sections with "Load Sensing" proportional electronic servo-control with "Flow Sharing", 5 simultaneous movements	Hydraulic in 5 sections with "Load Sensing" proportional electronic servo-control with "Flow Sharing", 5 simultaneous movements with independent maximum speed control of each movement

## REFUELING

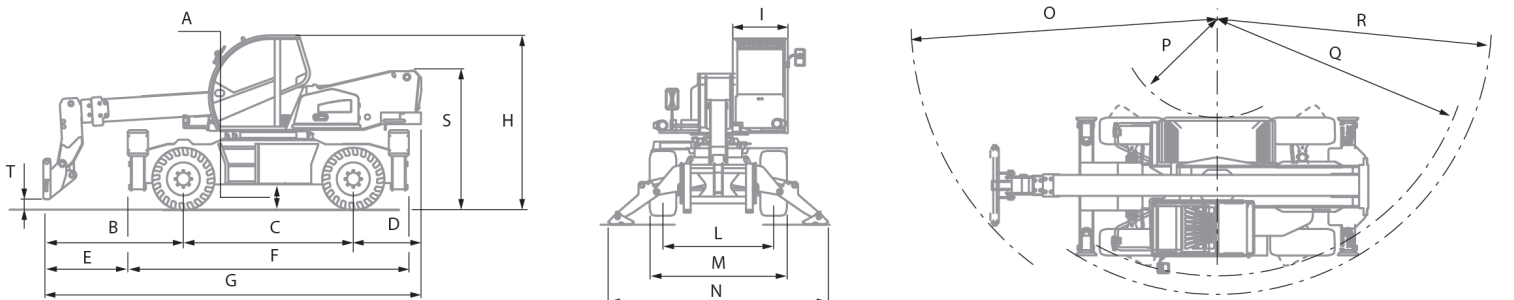
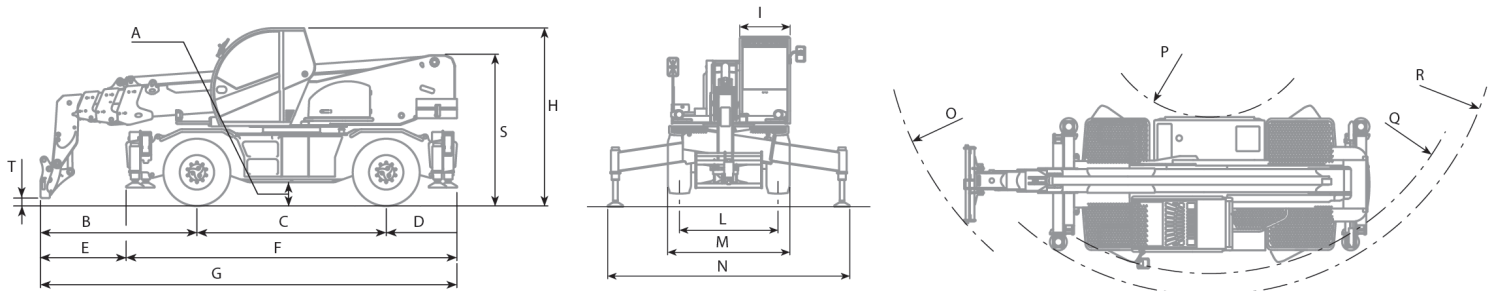
Machine model	PEGASUS 40.25	PEGASUS 50.19	PEGASUS 50.21	PEGASUS 60.16	PEGASUS 45.30
Hydraulic system (total)	270,0 L (71,33 gal)	270,0 L (71,33 gal)	270,0 L (71,33 gal)	270,0 L (71,33 gal)	320,0 L (84,54 gal)
Diesel tank	180,0 L (47,55 gal)	180,0 L (47,55 gal)	180,0 L (47,55 gal)	180,0 L (47,55 gal)	220,0 L (58,12 gal)
AdBlue tank	30,0 L (7,93 gal)	30,0 L (7,93 gal)	30,0 L (7,93 gal)	30,0 L (7,93 gal)	35,0 L (9,25 gal)

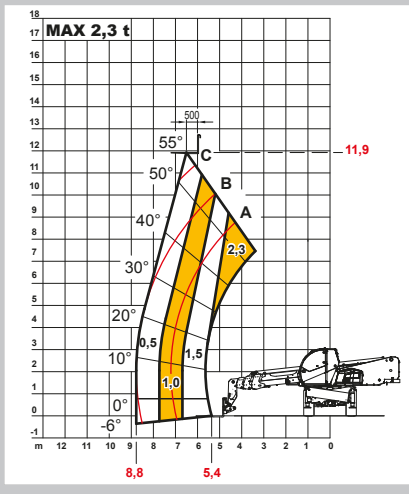
## TIRES

Machine model	PEGASUS 40.25	PEGASUS 50.19	PEGASUS 50.21	PEGASUS 60.16	PEGASUS 45.30
Standard tires	18R22.5"	18R22.5"	18R22.5"	18R22.5"	18R22.5"
Optional tires	18x22.5"	18x22.5"	18x22.5"	18x22.5"	18x22.5"

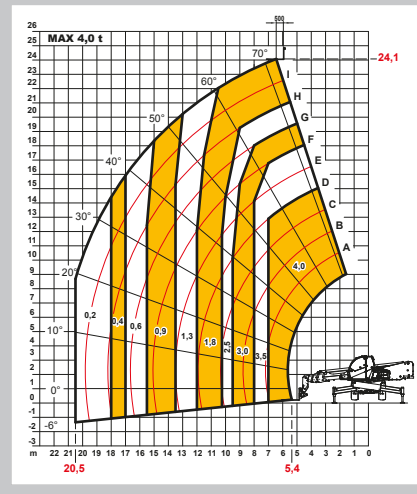
## DIMENSIONS

Machine model	PEGASUS 40.25	PEGASUS 50.19	PEGASUS 50.21	PEGASUS 60.16	PEGASUS 45.30
A	360 mm (14,2 in)	360 mm (14,2 in)	360 mm (14,2 in)	360 mm (14,2 in)	420 mm (16,5 in)
B	3410 mm (134,3 in)	2660 mm (104,7 in)	2835 mm (111,6 in)	2580 mm (101,6 in)	3230 mm (127,2 in)
C	2950 mm (116,1 in)	2950 mm (116,1 in)	2950 mm (116,1 in)	2950 mm (116,1 in)	3300 mm (129,9 in)
D	1640 mm (64,6 in)	1150 mm (45,3 in)	1365 mm (53,7 in)	1190 mm (46,9 in)	1870 mm (73,6 in)
E	2240 mm (88,2 in)	1510 mm (59,4 in)	1665 mm (65,6 in)	1580 mm (62,2 in)	1955 mm (77 in)
F	5290 mm (208,3 in)	5290 mm (208,3 in)	5290 mm (208,3 in)	4940 mm (194,5 in)	6455 mm (254,1 in)
G	8000 mm (315 in)	6800 mm (267,7 in)	7150 mm (281,5 in)	6720 mm (264,6 in)	8400 mm (330,7 in)
H	3020 mm (118,9 in)	3020 mm (118,9 in)	3020 mm (118,9 in)	3020 mm (118,9 in)	3095 mm (121,9 in)
I	980 mm (38,6 in)	980 mm (38,6 in)	980 mm (38,6 in)	980 mm (38,6 in)	980 mm (38,6 in)
L	1920 mm (75,6 in)	1920 mm (75,6 in)	1920 mm (75,6 in)	1920 mm (75,6 in)	2000 mm (78,7 in)
M	2380 mm (93,7 in)	2380 mm (93,7 in)	2380 mm (93,7 in)	2380 mm (93,7 in)	2500 mm (98,4 in)
N	5070 mm (199,6 in)	4800 mm (189 in)	5070 mm (199,6 in)	3820 mm (150,4 in)	5625 mm (221,5 in)
O	6000 mm (236,2 in)	5450 mm (214,6 in)	5630 mm (221,7 in)	5380 mm (211,8 in)	5960 mm (234,6 in)
P	1700 mm (66,9 in)	1700 mm (66,9 in)	1700 mm (66,9 in)	1700 mm (66,9 in)	1535 mm (60,4 in)
Q	4430 mm (174,4 in)	4430 mm (174,4 in)	4430 mm (174,4 in)	4430 mm (174,4 in)	4400 mm (173,2 in)
R	4790 mm (188,6 in)	4790 mm (188,6 in)	4790 mm (188,6 in)	4800 mm (189 in)	4915 mm (193,5 in)
S	2651 mm (104,4 in)	2556 mm (100,6 in)	2556 mm (100,6 in)	2604 mm (102,5 in)	2752 mm (108,3 in)
T	85 mm (3,3 in)	150 mm (5,9 in)	119 mm (4,7 in)	111 mm (4,4 in)	90 mm (3,5 in)

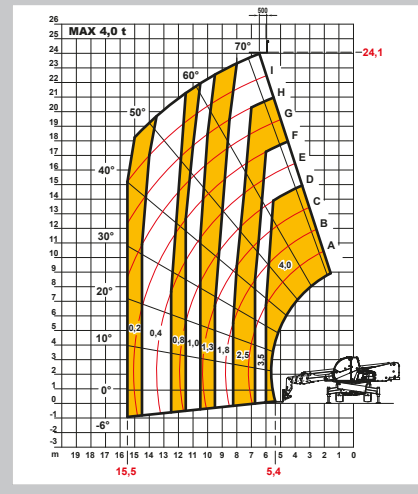




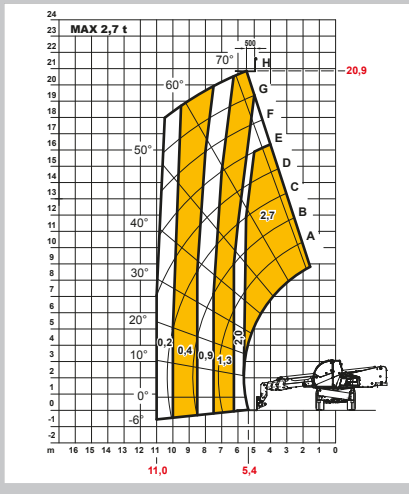
**Pegasus 40.25**



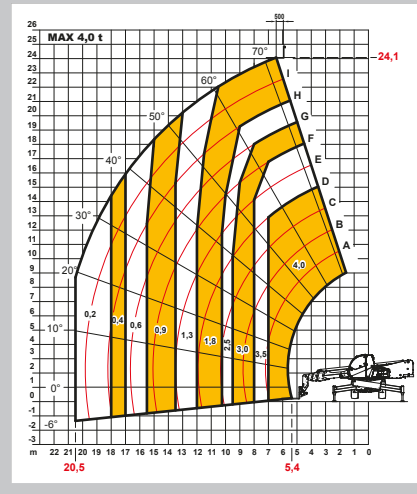
**Pegasus 40.25**



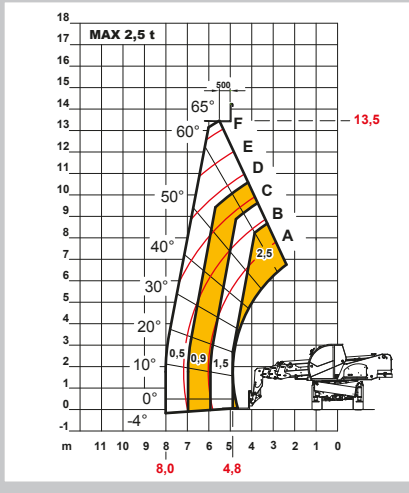
**Pegasus 40.25**



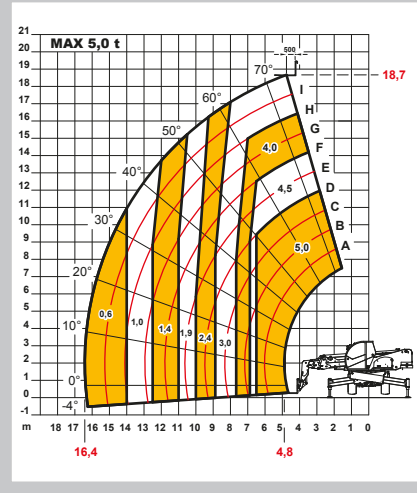
**Pegasus 40.25**



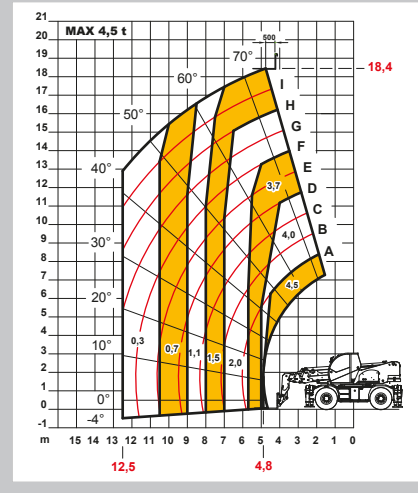
**Pegasus 40.25**



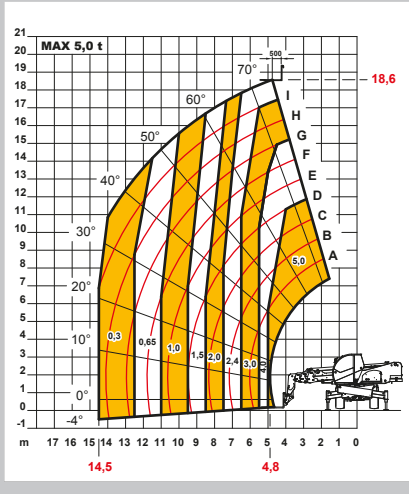
**Pegasus 50.19**



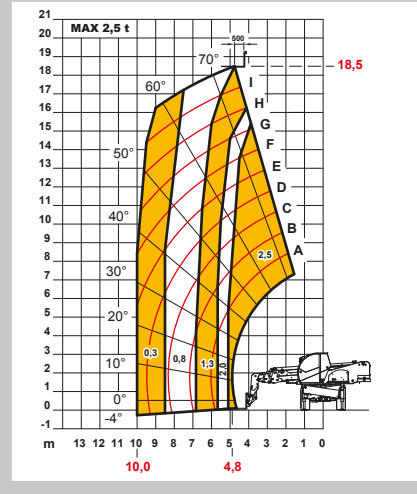
**Pegasus 50.19**



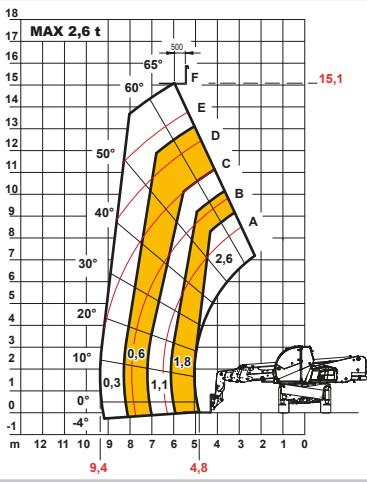
**Pegasus 50.19**



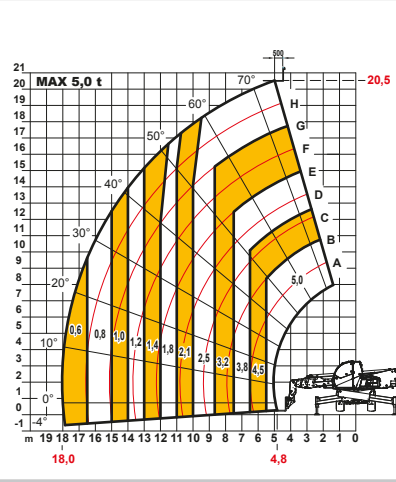
**Pegasus 50.19**



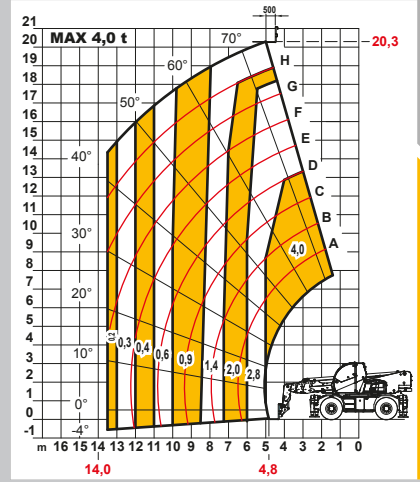
**Pegasus 50.19**



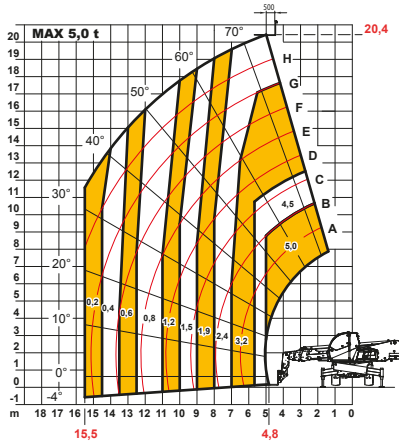
360°  
**Pegasus 50.21**



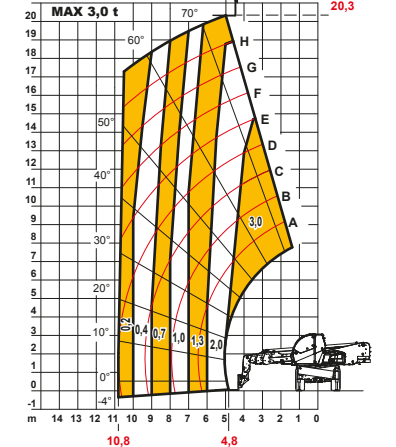
(100%)  
360°  
**Pegasus 50.21**



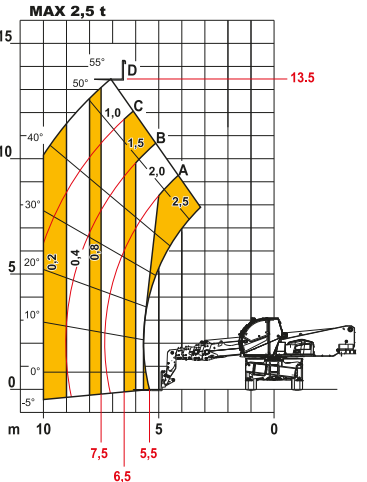
(0°)  
**Pegasus 50.21**



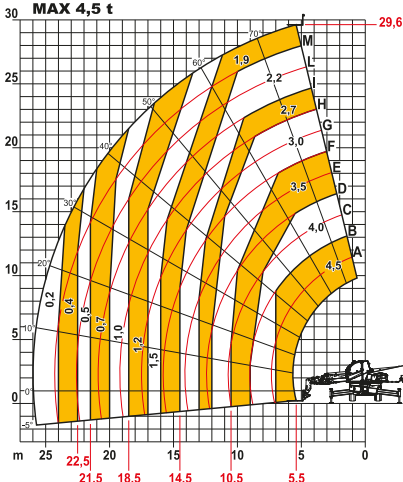
(50%)  
360°  
**Pegasus 50.21**



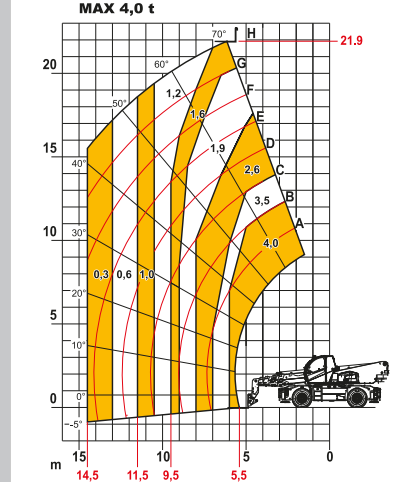
(0°)  
360°  
**Pegasus 50.21**



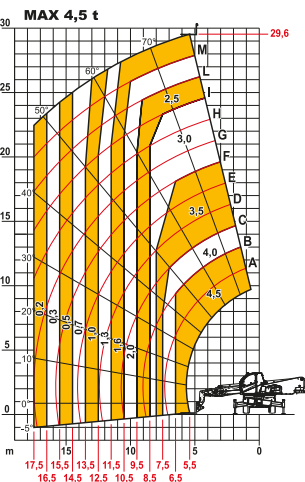
360°  
**Pegasus 45.30**



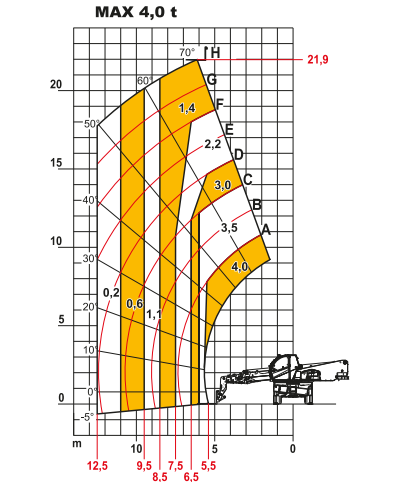
(100%)  
360°  
**Pegasus 45.30**



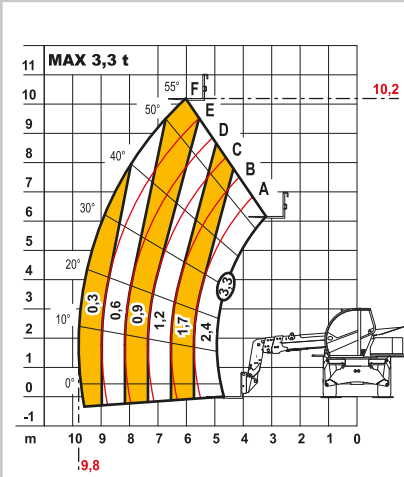
(0°)  
**Pegasus 45.30**



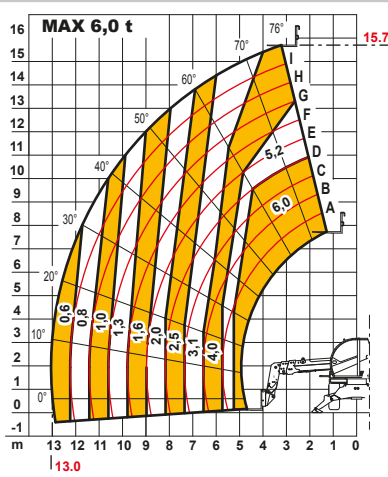
(50%)  
360°  
**Pegasus 45.30**



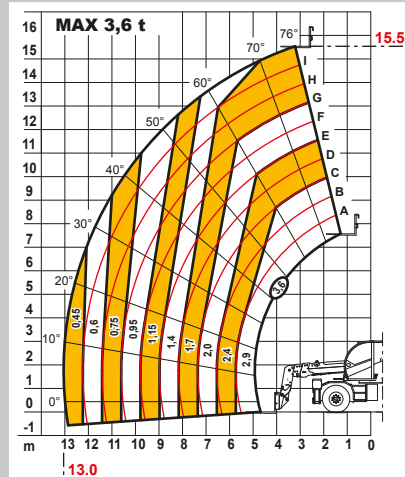
(0°)  
360°  
**Pegasus 45.30**



**Pegasus 60.16**



**Pegasus 60.16**



**Pegasus 60.16**



**Equipment Ltd**

01789 414525 | sales@aandygroup.com | www.aandygroup.com