


HPC

KAESER
COMPRESSORS



Portable Compressors

MOBILAIR M13 - M350

With the world-renowned SIGMA PROFILE 

Flow rate 1.2 to 34.0 m³/min

www.hpccompressors.co.uk

Made in Germany



KAESER's renowned MOBILAIR range of portable compressors is manufactured in a state-of-the-art production facility located directly next to the KAESER main plant in Coburg, Northern Bavaria. Equipped with the very latest technology, the recently modernised portable compressor plant boasts TÜV (German Technical Inspection Agency) certified sound

testing facilities for free-field sound level measurement, an advanced powder coating installation and highly efficient production logistics. With minimal turn-around time, KAESER's highly qualified personnel are able to assemble portable compressors of all sizes and equipment levels to suit customers' specific needs.

Compressed air as a versatile energy source

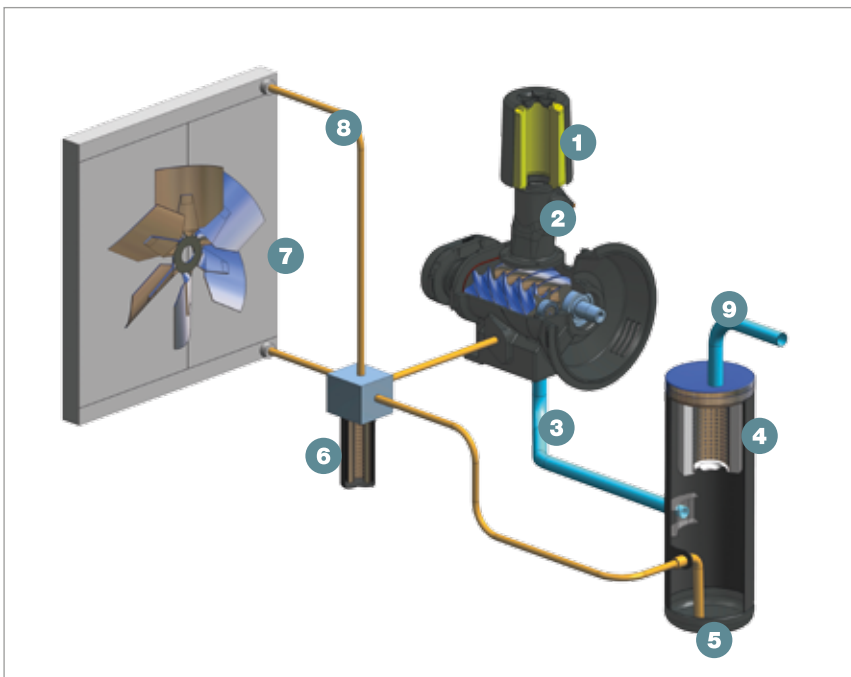
With nearly a century of experience in machine construction and engineering, KAESER KOMPRESSOREN is one of the world's leading compressor manufacturers and compressed air systems providers. KAESER's comprehensive range of products and services ensures that every compressed air systems user is provided with a solution that meets his or her exact requirements.

Save energy with KAESER SIGMA



MOBILAIR 43 model shown

Fluid circulation and compressed air production



- (1) Intake air
- (2) Rotary screw air end
- (3) Fluid/air mixture
- (4) Fluid separator tank
- (5) Fluid with compression heat
- (6) Thermostatic valve, or Anti-Frost Control with micro-fluid filter
- (7) Fluid cooler
- (8) Cool oil
- (9) Compressed air

th the PROFILE



SIGMA PROFILE

Every KAESER rotary screw air end is equipped with energy-saving SIGMA PROFILE rotors. Components manufactured to the highest standards and precision aligned roller-bearings ensure long service life with maximum reliability.



User-friendly design

MOBILAIR portable compressors are simple to operate, provide excellent component accessibility and are easy to maintain. Features also include automatic monitoring and shutdown.



Patented Anti-Frost Control

Specially developed by KAESER for portable compressors, the patented Anti-Frost Control automatically regulates operating temperature in relation to ambient. Together with the optional tool lubricator, this innovative system prevents breakers from freezing up and significantly extends air tool service life.

KAESER's comprehensive range of products and services

Compressed air system solutions for every application



Compact powerhouses

With petrol engines up to 15 bar



The smallest MOBILAIR compressors are more than capable of powering breakers, drills, saws, grinders, impact wrenches and even impact borers. The 15-bar version is the ideal choice for trenchless laying of glass fibre cables or for leakage tests. In addition, the compressor can be equipped with an external compressed air aftercooler for certain applications that may require cool and condensate-free compressed air.



MOBILAIR M13

Technical specifications

Model	Flow rate m ³ /min	Working pressure bar	Engine	Rated engine power kW	Operational weight kg	Fuel tank capacity l	Air connection	Compressed air aftercooler
M13	1.2/1.0/0.9/0.85	7/10/12/13	Honda GX 630	15,5	202	20	1 x G½	Optional
M15*	1.4	7	Honda GX 630	15,5	202	20	1 x G½	Optional
M17	1.6*/1.0	7*/15	Honda GX 630	15,5	204	20	1 x G½	Optional

* Only for export outside of the EU

Portable compressors

With the patented Anti-Frost Control



MOBILAIR portable compressor models with flow rates ranging from 2 to 5.6 m³/min ensure dependable performance even in cold conditions: KAESER's patented Anti-Frost Control automatically adjusts operating temperature according to ambient temperature. Together with the optional tool lubricator, this not only prevents tools from freezing, but also extends air tool service life and availability.



MOBILAIR M20 PE

Technical specifications

Model	Flow rate m ³ /min	Working pressure bar	Engine	Rated engine power kW	Operational weight kg	Fuel tank capacity l	Air connection	Compressed air treatment	Generator option kVA
M20	2.0	7	Kubota D 722	14.0	457	30	2 x G $\frac{3}{4}$	–	–
M27	2.6	7	Kubota D 1105	17.9	575	40	2 x G $\frac{3}{4}$	Optional	6.5
M31	3.15/2.6/2.3/1.9	7/10/12/14	Kubota D 1105-T	24.1	580	40	2 x G $\frac{3}{4}$	Optional	6.5
M43	4.2	7	Kubota V 1505-T	30.1	730	80	2 x G $\frac{3}{4}$	–	–
M50	5.0	7	Kubota V 1505-T	32.5	735	80	2 x G $\frac{3}{4}$, 1 x G1	–	–
M57 Utility	5.1/5.4*/4.35/4.7*	7/10	Kubota V 2403	36.0	960	105	2 x G $\frac{3}{4}$, 1 x G1	Optional	–
M57	5.6	7	Kubota V 2403	36.0	1225	105	2 x G $\frac{3}{4}$, 1 x G1	–	–
M58 Utility	5.1/5.4*/4.35/4.7*	7/10	Kubota V 2403-CR	36.0	1020	105	2 x G $\frac{3}{4}$, 1 x G1	Optional	–
M58	5.6/4.7	7/10	Kubota V 2403-CR	36.0	1300	105	2 x G $\frac{3}{4}$, 1 x G1	Optional	–



* Only for export outside of the EU

Exceptional power and versatility

Compressed air and more...



The MOBILAIR portable compressors in this product group provide exceptional versatility. Optionally available with synchronous generators and/or compressed air treatment components, these compressors are also offered in various maximum pressure versions. This large selection of possible configurations therefore ensures that an appropriate model is available to meet the needs of virtually any application.



MOBILAIR M 115

Technical specifications

Model	Flow rate m ³ /min	Working pressure bar	Engine	Rated engine power kW	Operational weight kg	Fuel tank capacity l	Air connection	Compressed air treatment	Generator option kVA
M36	3.9	7	Kubota V 2403	36.0	1145	80	2 x G ³ / ₄ , 1 x G1	Optional	13 (Standard)
M45	4.2/4.15	7/10	Kubota V 2203	35.4	995	80	2 x G ³ / ₄ , 1 x G1	Optional	8.5
M52	5.2	7	Kubota V 2203	35.4	1225	105	2 x G ³ / ₄ , 1 x G1	Optional	8.5
M64	6.4/5.0	7/10	Kubota V 2403-T	43.3	1230	105	2 x G ³ / ₄ , 1 x G1	Optional	8.5/13
M70*	7.0/5.4	7/10	Kubota V 2003-T	43.3	1230	105	2 x G ³ / ₄ , 1 x G1	Optional	–
M100	10.2/8.5/7.2/6.4	7/10/12/14	Kubota V 3800 DI-T	71.7	1480	150	3 x G ³ / ₄ , 1 x G1½	Optional	8.5/13
M122*	11.1/10.1/9.5/8.2/7.3	7/8.6/10/12/14	Deutz TCD 2012 L04	83.0	1865	170	3 x G ³ / ₄ , 1 x G1½	Optional	–
M 81	8.4/6.8/6.1/5.5	7/10/12/14	Deutz TD 2.9	55.4	1570	140	3 x G ³ / ₄ , 1 x G1½	Optional	–
M 82	8.4/6.8/6.1/5.5	7/10/12/14	Kubota V 3307-CR-T	54.6	1580	140	3 x G ³ / ₄ , 1 x G1½	Optional	8.5/13
M 114	9.7/8.4/7.5	10/12/14	Deutz TCD 3.6 L4	85.0	1865	170	3 x G ³ / ₄ , 1 x G1½	Optional	–
M 115	11.5/10.5/9.7/8.4/7.5	7/8.6/10/12/14	Kubota V 3800	85.0	1850	145	3 x G ³ / ₄ , 1 x G1½	Optional	8.5/13



* Only for export outside of the EU

Efficiency and performance

With SIGMA CONTROL MOBILE



Available for MOBILAIR compressors with flow rates up to 34.0 m³/min, the innovative 'SIGMA CONTROL MOBILE' compressor control system is simple to use and precisely matches motor power to actual compressed air demand. This significantly enhances both compressed air availability and fuel efficiency.



MOBILAIR M350

Technical specifications

Model	Flow rate m ³ /min	Working pressure bar	Engine	Rated motor power kW	Operational weight kg	Fuel tank capacity l	Air connection	Compressed air treatment	Generator option kVA
M 123*	11.4/10.8/9.7/8.1	8.6/10/12/14	Deutz TCD 2012 L04	88	1945	170	3 x G¾, 1 x G½	Optional	–
M 135*	13/12/10.5	10/12/14	Deutz TCD 2013 L04	122	2500	200	3 x G¾, 1 x G 2	Optional	23
M 170*	17/15.5/13.5/11.5	8.6/10/12/14	Deutz TCD 2012 L06	128	2600	200	3 x G¾, 1 x G 2	Optional	–
M 200	21.2*/19.7/18/16/14.5	7*/8.6/10/12/14	Caterpillar C 6.6 ACERT	146	3235	270	3 x G¾, 1 x G 2	Optional	–
M 130	12/10.7/9.4	10/12/14	Deutz TCD 4.1 L04	105	2500	200	3 x G¾, 1 x G 2	Optional	23
M 171	17/15.5/13.5/11.5	8.6/10/12/14	Deutz TCD 6.1 L06	129	2650	200	3 x G¾, 1 x G 2	Optional	–
M 250	26.3/25/22.5/20	8.6/10/12/14	Mercedes Benz OM 926 LA	215	3500	250	3 x G¾, 1 x G 2	Optional	–
M 350	34/31/27.3/24	8.6/10/12/14	Mercedes Benz OM 501 LA	265	5700	650	2 x G1, 1 x G 2½	Optional	–



* Only for export outside of the EU

The environmentally-friendly alternative

With electric drive



MOBILAIR electric portable compressors truly come into their own in work environments where quiet and exhaust-free conditions are required. These environmentally-compatible compressors therefore elegantly avoid the restrictions that apply to the use of combustion engines.



MOBILAIR M13E

MOBILAIR M34E

Technical specifications

Model	Flow rate m ³ /min	Working pressure bar	Engine	Rated engine power kW	Operational weight kg	Fuse protection A	Air connections	Compressed air aftercooler
M 13E	1.2/1/0.9/0.85/0.75	7/10/12/13/15	ABM 4D112M-2	7.5	187	25	1 x G½	Optional
M 34E	3.1	7	ATB A160L-21	22	650	50	2 x G¾	Optional
M 46E	4.4 / 3.0	7 / 10	Siemens 1LA9 183-2	30	720	63	2 x G¾, 1 x G1	Optional

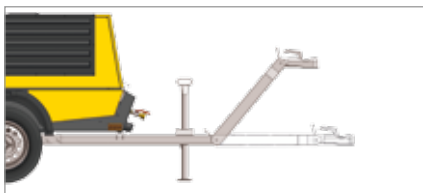
MOBILAIR Options

- Standard
- Option

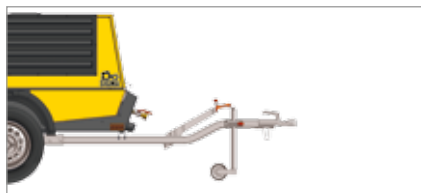
	M13 / M15 / M17	M20	M27	M31	M43 / M50	M57	M58	M57 Utility	M36	M45	M52	M64	M70	M81 / M82 / M100	M114 / M115	M122	M123	M130 / M135	M170 / M171	M200	M250	M350	M13E	M34E / M46E
--	-----------------	-----	-----	-----	-----------	-----	-----	-------------	-----	-----	-----	-----	-----	------------------	-------------	------	------	-------------	-------------	------	------	------	------	-------------

Chassis

Can be pulled manually	●	-	-	-	-	-	-	-	-	-	-	-	-	-	-	-	-	-	-	-	-	-	-	●	-
Unbraked	-	●	●	●	●	-	-	-	-	-	-	-	-	-	-	-	-	-	-	-	-	-	-	-	●
Braked	-	○	○	○	○	●	●	-	●	●	●	●	●	●	●	●	●	●	●	●	●	●	●	-	○
Height-adjustable towbar	-	●	●	●	●	●	●	-	●	●	●	●	●	●	●	●	●	●	●	●	●	●	-	●	
Fixed towbar	-	○	○	○	○	○	○	-	○	○	○	○	○	○	○	○	○	○	○	○	○	-	-	-	
Stationary version	○	○	○	○	○	○	○	-	○	○	○	○	○	○	○	○	○	○	○	○	○	○	○	○	○
Skids	-	○	○	○	○	○	○	●	○	○	○	○	○	○	○	○	○	○	○	○	○	○	-	○	



Height-adjustable towbar without run-on and parking brake



Fixed towbar without run-on brake, with parking brake



Stationary version



Height-adjustable towbar with run-on and parking brake



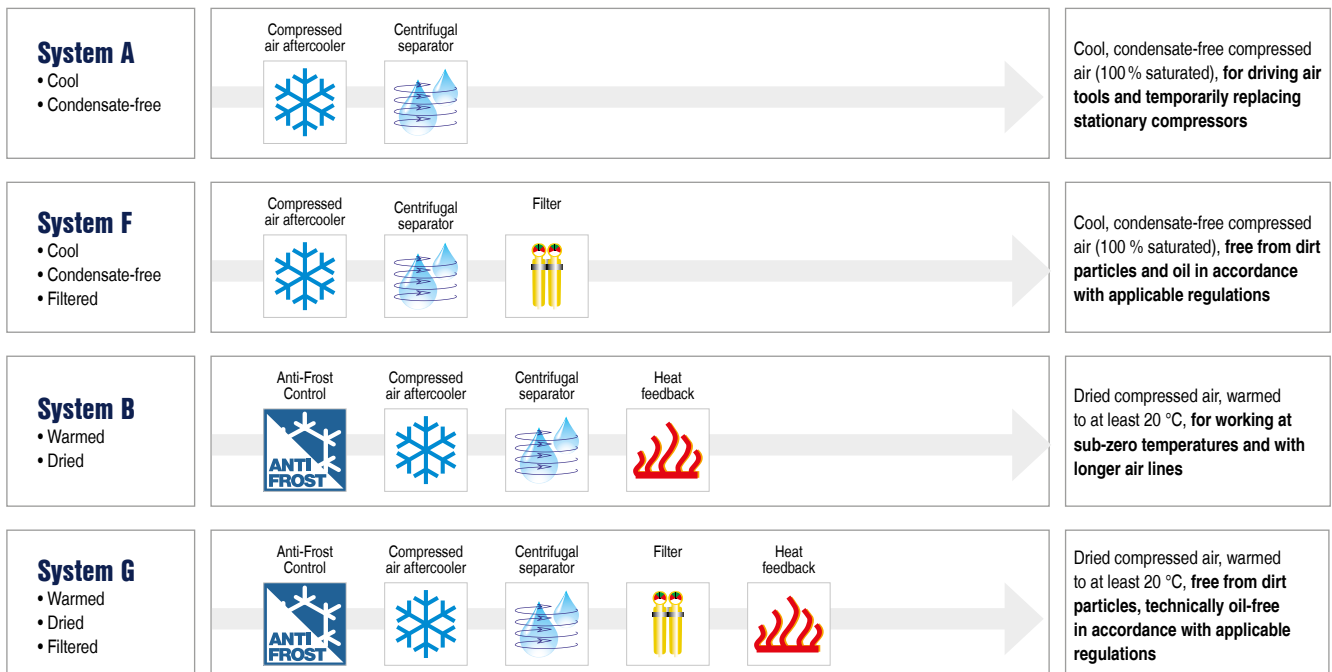
Fixed towbar with run-on and parking brake



Skids

Compressed air treatment

Anti-Frost Control	-	●	●	●	●	●	●	●	●	●	●	●	●	●	-	-	-	-	-	-	-	-	-	-
Aftercooler	○	-	○	○	-	-	○	○	○	○	○	○	○	○	○	○	○	○	○	○	○	○	○	○
Microfilter combination	-	-	-	-	-	-	-	○	○	○	○	○	○	○	○	○	○	○	○	○	○	○	-	-
Heat feedback	-	-	○	○	-	-	-	○	○	○	○	○	○	○	○	○	○	○	○	○	○	-	-	-



Additional compressed air treatment systems are available upon request. Please contact KAESER for further details.

MOBILAIR Options

- Standard
- Option

M13 / M15 / M17	M20	M27	M31	M43 / M50	M57	M58	M57 Utility	M58 Utility	M36	M45	M52	M64	M70	M81	M82	M100	M114	M115	M122	M123	M130 / M135	M170 / M171	M200	M250	M350	M13E	M34E / M46E
-----------------	-----	-----	-----	-----------	-----	-----	-------------	-------------	-----	-----	-----	-----	-----	-----	-----	------	------	------	------	------	-------------	-------------	------	------	------	------	-------------

Generator

6.5 kVA	-	-	○	○	-	-	-	-	-	-	-	-	-	-	-	-	-	-	-	-	-	-	-	-	-	-	-	-
8.5 kVA	-	-	-	-	-	-	-	-	-	○	○	○	-	-	○	○	-	○	-	-	-	-	-	-	-	-	-	-
13 kVA	-	-	-	-	-	-	-	-	●	-	-	○	-	-	○	○	-	○	-	-	-	-	-	-	-	-	-	-
23 kVA	-	-	-	-	-	-	-	-	-	-	-	-	-	-	-	-	-	-	-	-	○	-	-	-	-	-	-	-
Generator panel cover	-	-	-	-	-	-	-	-	○	○	○	○	-	-	○	○	-	○	-	-	○	-	-	-	-	-	-	-

Equipment

Special colour	○	○	○	○	○	○	○	○	○	○	○	○	○	○	○	○	○	○	○	○	○	○	○	○	○	○	○	○	
PE enclosure	●	○	○	○	○	-	-	-	-	-	-	-	-	-	-	-	-	-	-	-	-	-	-	-	-	-	-	-	
Sigma Control mobile	-	-	-	-	-	-	-	-	-	-	-	-	-	-	-	-	-	-	-	-	●	●	●	●	●	●	-	-	
Sigma Control smart	-	-	-	-	-	-	○	●	●	-	-	-	-	-	●	●	-	●	●	-	-	-	-	-	-	-	-	-	
Control panel cover	-	-	-	-	-	○	●	●	●	-	-	○	○	○	●	●	○	●	●	○	●	●	●	●	●	●	●	-	-
Battery isolation switch	-	○	○	○	○	○	●	●	●	○	○	○	○	○	●	●	○	●	●	○	●	●	●	●	●	●	●	-	-
Tool lubricator	-	○	○	○	○	○	○	○	○	○	○	○	○	○	○	○	○	○	○	○	○	○	○	○	○	○	○	○	○
Check valve (Standard from 10 bar)	○	-	○	○	●	●	●	●	●	○	●	●	●	●	●	●	●	●	●	●	●	●	●	●	●	●	●	●	●
Tool chest	-	-	○	○	●	●	●	-	-	●	●	●	●	●	●	●	●	●	●	●	●	-	-	-	-	-	-	-	●
Hose reel	-	○	○	○	○	○	-	-	○	○	○	○	○	-	-	-	-	-	-	-	-	-	-	-	-	-	-	○	
Document bag	-	○	○	○	○	○	○	○	○	○	○	○	○	○	○	○	○	○	○	○	○	●	●	●	●	●	-	○	
Water separator for fuel	-	○	○	○	○	○	●	●	●	●	●	●	●	●	●	●	●	●	●	●	●	●	●	●	●	●	●	-	
Spark arrestor	-	-	○	○	○	○	○	○	○	○	-	○	○	○	○	○	○	○	○	○	○	○	○	○	○	○	○	-	-
Engine shut-off valve	-	-	○	○	○	○	-	○	-	○	-	○	○	○	-	○	○	○	○	○	○	○	○	○	○	○	○	-	-
Closed floor pan	-	●	○	○	○	○	○	●	●	○	○	○	○	○	○	○	○	○	○	○	○	○	○	○	○	○	○	-	-
Low temperature version	-	○	○	○	○	○	○	○	○	○	○	○	○	-	○	○	○	○	○	○	○	○	○	○	○	○	○	-	○



MOBILAIR accessories

- Electrical connection cable to towing vehicle and adapter (7 and 13 pole, 12 and 24 V)
- 50mm ball couplings and towing eyes available with diameters of 45, 68 and 76 mm
- Various hose lines (separate or integrated with claw couplings)
- Hose lubricator
- Centrifugal separator on support stand, optionally available with 4-l tool lubricator
- Fluids, lubricants and filter sets

Genuine KAESER parts

As with all KAESER products, consumable and spare parts are quality tested to ensure best possible performance. Be safe in the knowledge that all components are guaranteed and are designed to meet the demands of the applicable operating conditions.

ORIGINAL

Air tools

Model	Blow frequency Strokes per min	Airconsumption *) m³/min	Chuck - shank	Weight kg	Impact force Joule	Weighted sum acceleration value **) m/s²
-------	-----------------------------------	-----------------------------	---------------	--------------	-----------------------	--

Breakers

With hand grip

H 63	2630	0.8	S19x50	b)	5.8	12	7.6
H 93	1690	1.0	R25x75	b)	9.3	34	9.9
H 93	1690	1.0	S22x82.5	c)	9.4	34	9.9
H 93	1690	1.0	S22x82.5	d)	9.8	34	9.9
H 112	1560	1.0	R25x75	b)	12.0	40	9.1
H 112	1560	1.0	S22x82.5	c	12.5	40	9.1
H 132	1560	1.0	S22x82.5	e)	14.3	40	9.1



Image: H 93 V

With hand grip (vibration damped)

H 93 V	1960	0.8	S22x82.5	c)	10.6	34	6.4
H 111 V	1630	0.9	S22x82.5	c)	12.8	40	7.5
H 131 V	1630	1.0	S22x82.5	c	13.9	50	9.8



Image: AH 182 V

With T-grip (vibration damped)

AH 140 V	1690	1.0	S22x82.5	c	14.8	40	7.6
AH 160 V	1240	1.0	S25x108	e)	18.6	54	9.8
AH 182 V	1310	1.2	S25x108	e)	20.5	49	8.1
AH 211 V	1180	1.3	S25x108	e)	21.1	58	9.6
AH 251 V	1070	1.7	S28x152	e)	24.6	64	9.2
AH 251 V	1070	1.7	S32x152	e)	24.4	64	9.2
AH 301 V	1100	1.9	S32x152	e)	27.5	74	8.4

*) at 6 bar, **) as per ISO28927-10, a) Retaining spring, b) Retaining cap, c) Cross cap, d) Retaining pin, e) Locking retaining cap

Hammer drills

With hand grip

BH 8	3660	0.5	S19x82.5	a)	8.6	8.5	15.4
BH 8	3660	0.5	S22x82.5	a)	8.6	8.5	15.4
BH 11	2910	1.1	S22x108	b)	15.5	19	22.0

With T-grip

BH 16	2440	1.6	S22x108	b)	18.9	30	19.0
BH 21	2740	2.1	S22x108	b)	24.4	40	17.7

With T-grip (vibration damped)

BH 16 V	2440	1.6	S22x108	b)	22.9	30	10.6
---------	------	-----	---------	----	------	----	------



Image: AH 16 V

*) at 5 bar, **) as per ISO28927-10, a) Retaining cap, b) Retaining clip

The world is our home

As one of the world's largest compressed air systems providers and compressor manufacturers, KAESER KOMPRESSOREN is represented throughout the world by a comprehensive network of branches, subsidiary companies and authorised partners

With innovative products and services, KAESER KOMPRESSOREN's experienced consultants and engineers help customers to enhance their competitive edge by working in close partnership to develop progressive system concepts that continuously push the boundaries of performance and compressed air efficiency. Moreover, the decades of knowledge and expertise from this industry-leading system provider are made available to each and every customer via the KAESER group's global computer network.

These advantages, coupled with KAESER's worldwide service organisation, ensure that every product operates at the peak of its performance at all times and provides maximum availability.



HPC Compressed Air Systems, Victoria Gardens, Burgess Hill, West Sussex RH15 9RQ
Tel: 01444 241671 Fax: 01444 247304 E-Mail: info@hpcplc.co.uk www.hpccompressors.co.uk